

20.10.2010
Dia Mundial da Estatística

**WSD (2010) ...
WHAT A WONDERFULL DAY!**

Maria M. Nascimento¹, Maria João Nasimento² and J. Alexandre Martins³
U. de Trás-os-Montes e Alto Douro (UTAD) and CM-UTAD¹, Escola do Tercário Círculo e Secundário de S. Pedro Vila Real²
and Instituto Politécnico da Guarda (IPG) and CM-UTAD, Portugal³

mman@utad.pt mjoacn@ipg.pt jasm@ipg.pt

In this poster we will report the exploratory data analysis and the game made by the students during the classes of this 1st World Statistics Day (WSD), 2010.10.20.

- 2 classes of 24 students each
- Each of one 90 minutes:
 - 45 min. to make the task and the WSD (2010) poster
 - 45 min. to review subjects to the Sciences test with the dice game....

Next the students analyzed the statistical opinions collected after their study visit to geological sites in the northern Portugal (since it was a sciences class and they had no access to the computers room).

The group wrote:
Next students read the text right

This first part of the class ended with the making of WSD. Posters that were exhibit in the halls of the schools at request of the students that wanted to show their work to colleagues, parents and teachers.

In the 2nd part of the class, a two dice game was devised to review the Geology subjects to the student's test during week, after the WSD celebration.

The group wrote:
The joke is that the statistical guy doesn't have the notion of his state, doesn't know well which their limits are, so the mean is not adequate."

The students' opinions at the end of the classes led us to Louk. Amusing the variation of the song "What a Wonderful World". Students were very enthusiastic of the tasks proposed.

"When will we have another class like this again?"





In this poster we will report the data analysis and the game made by the students during the classes of this

1st World Statistics Day (WSD),


2010.10.20.

- **2 classes of 24 students each**
- **Each of one 90 minutes:**
 - **45 min. to make the task and the WSD (2010) poster**
 - **45 min. to review subjects to the Sciences test with the dice game....**

To begin the task a statistical joke – retrieved from the ALEA, kids' statistics webpage of Statistical National Office (INE) – <http://www.alea.pt/html/trivial/html/humor/html/humor.html> – was introduced:

Está provado que festejar o aniversário é saudável.
A estatística mostra que aqueles que mais vezes festejam os seus anos mais velhos se tornam.



A piada é que o estatístico não tem noção do seu mau estado, não sabe bem quais são os seus limites, por isso a média não serve.

The group wrote:

"The joke is that the statistical guy doesn't have the notion of his state, doesn't know well which their limits are, so the mean is not adequate."

Next the students analyzed the statistical opinions collected after their study visit to geological sites in the northern Portugal (since it was a sciences class and they had no access to the computers room).

2. Vamos começar por estudar alguma estatística dos resultados do questionário de AVALIAÇÃO DO GRAU DE SATISFAÇÃO da visita de estudo de Ciências Naturais a Arouca realizada no dia 29 de Setembro de 2010. Nesse questionário a segunda pergunta era:

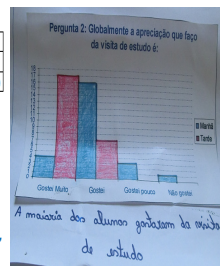


2- Globalmente a apreciação que faço da visita de estudo é (assinala com uma X a tua resposta):

MANHÃ		TARDE	
Não gostei	<input type="checkbox"/>	Não gostei	<input type="checkbox"/>
Gostei pouco	<input type="checkbox"/>	Gostei pouco	<input type="checkbox"/>
Gostei	<input type="checkbox"/>	Gostei	<input type="checkbox"/>
Gostei muito	<input type="checkbox"/>	Gostei muito	<input type="checkbox"/>

A vossa professora de Ciências Naturais recolheu os dados de todos os questionários e construiu com eles a seguinte tabela:

	Gostei Muito	Gostei	Gostei pouco	Não gostei
Manhã	4	16	3	1
Tarde	17	7	0	0



The group wrote:
"Most students liked the field trip"

This 1st half of the class ended with the making of WSD posters.



Posters that were exhibit in the halls of the schools **at request** of the students that wanted to show their work to colleagues, parents and teachers.



In the 2nd half of the class, a two dice game was devised to review the Geology subjects to the student's test during week, after the WSD celebration.



The students' opinions at the end of the classes led us to Louis Armstrong title variation of the song "What a Wonderful World":

Students were very enthusiastic of the tasks proposed:

"When will we have another class like this again?"